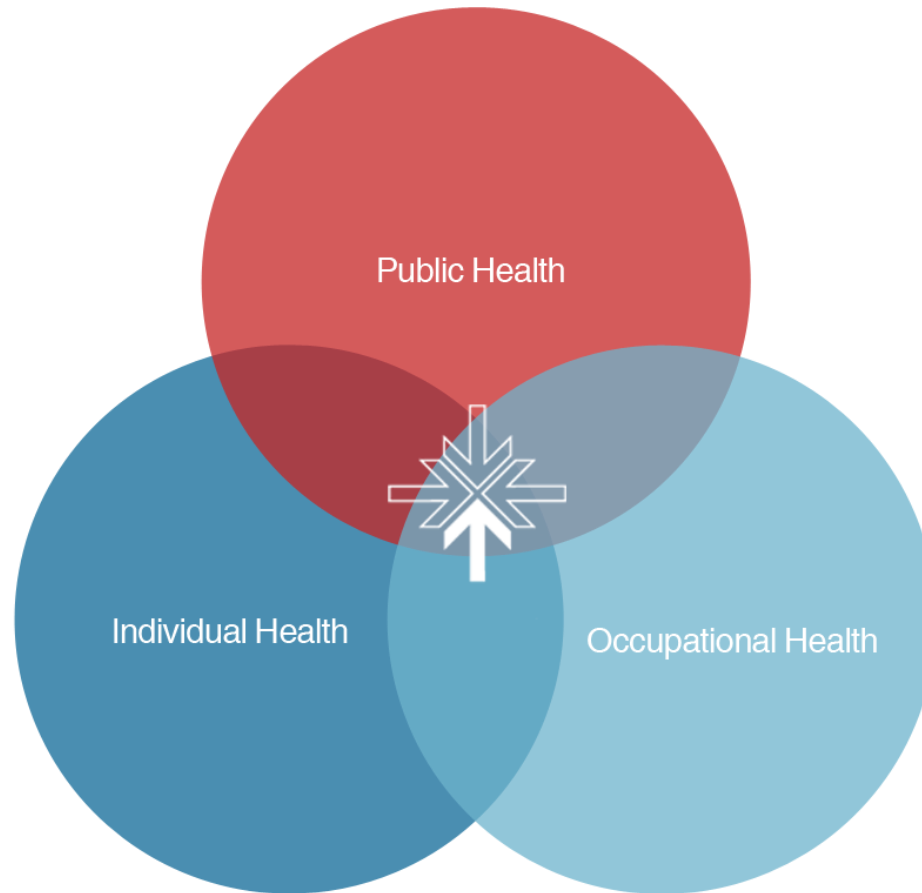
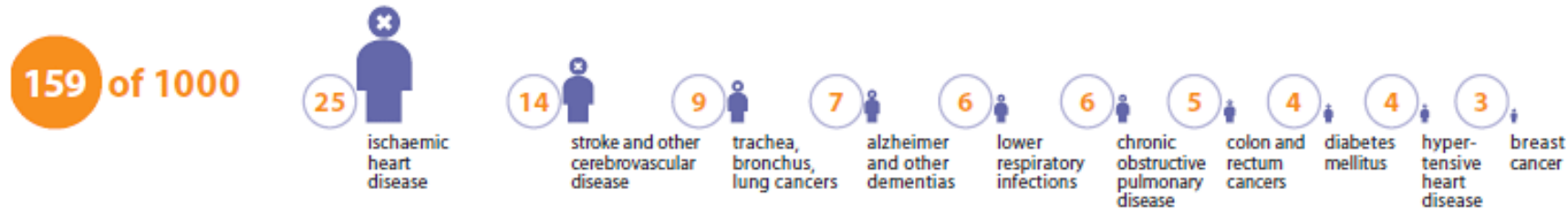


Working at the Crossroads



Top 10 causes of death


High-income countries



Country	Pop. Living Urban	Pop. Living Rural
Germany	88%	12%
United States	80%	20%

Top 10 causes of death

Low-income countries



Country	Pop. Living Urban	Pop. Living Rural
Kenya	39%	61%
Malawi	16%	84%






RWC Investment Optimization Tool

- Home
- Data
- Optimize RWCs
- Optimize Investment
- Evaluate Scenario

Map of Optimized Network

Analysis of the Optimized Network



Status Bar

Data Characteristics	
Current RWCs	25
Potential RWCs	29
Routes	18
Current Yearly Budget	635000

Fitness of the Network	
Continuity of Care Score	437 (93%)
Patient Visits Score	2304 (40%)
Added Cont. of Care Score	169
Added Patient Visits Score	1154
Added Yearly Costs	273000

Optimize Investments

Reset Help

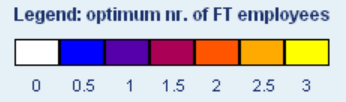
Load Case Save Case

Parameters

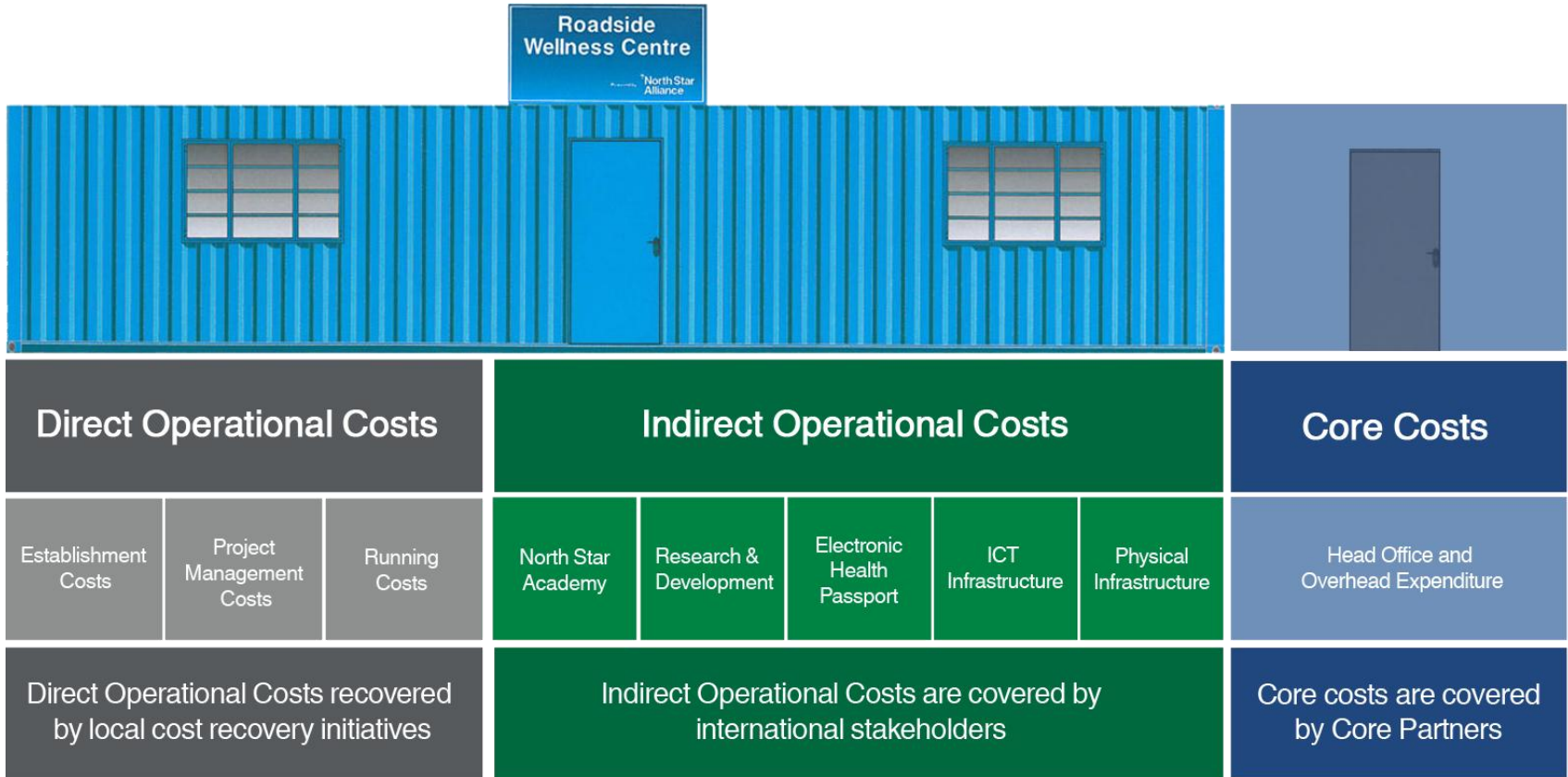
Budget Increase (Euro/Year):

Budget Cut (Euro/Year):

Show_Optimum Show_Change
 Show_RWCs Show_Staff



Blended financing model



Video and Contact details

<http://vimeo.com/39277377>

Password: humlog2012

Luke Disney
Executive Director



P.O.Box 14195
3508 SG Utrecht
The Netherlands

info@northstar-alliance.org
www.northstar-alliance.org